

WEDDINGS

by Dana Kae Photography

WHAT'S INSIDE

As time goes by:
YOUR WEDDING
TIMELINE

8 Sanity Soothers

On the menu:
PNW EATS

So engaging:
IS A PRE-WEDDING
SESSION FOR YOU?

Chic to chic:
AMANDA AND
STEVEN'S ROMANTIC
MONTEREY
WEDDING

Photo albums:
PRODUCING YOUR
OWN GREATEST HITS

Summer 2022



FOREVER AND A DAY

WEDDING PHOTOGRAPHY FOR A LIFETIME

Hey hello. I'm Dana Kae. I'm a wanderer. A people person. A beauty seeker. An artist. And the creator of the work you see here. With over 10 years of experience in photography, I specialize in events, boudoir, and portraits and offer custom photography services to private clients and businesses both locally and worldwide.

As an almost psych graduate and an actual graduate of the Art Institute of Seattle in Commercial Photography, I have the gift of being able to create a very safe space for people to explore a more vulnerable side. I'm a coach and a teacher throughout the entire process and I work to cultivate meaningful relationships with my clients. I consider it to be the most important part of my process.

When I'm not busy making you look good, I travel with friends, obsessively collect vinyl, and am low-key constantly casually redecorating my tiny home. I live just north of Seattle, but I'd travel anywhere with you for that perfect shot.

Yours,

letters from you



LAUREN & EMILY

Hiring Dana Kae to take our wedding photos was the second best decision I've ever made (the first being to marry Em of course). We LOVED having her with us all day. I can't get over how much I love the pictures she took!



JESSICA & XAVIER

Dana was the only vendor that I hired myself rather than just going through my planner And I am so very happy I did. It's been 5 years and my heart still sings with joy for how well these shots came out. I was particularly impressed with her ability to coach my husband on how to pose for a nice shot without forcing it. Thank you Dana! I love my photos so much!



CLAIRE & NICK

OH MY LOOOOOOOOOOORTTT. THEY ARE SO GOOOOOOOOOOOD. THANK YOU DANA. Nick said he teared up. So did I. They have the perfect secret garden vibe. I love it so much!

My fiancé and I really want to have a nighttime wedding, but I've heard that will spell disaster for our pictures. What do you think we should do?

Go for it! While photographers generally prefer natural light to artificial light for the photographs, you should always do what makes you happy. I always come equipped to handle any lighting situation and have years of experience with many different venues and circumstances, including nighttime weddings. Because you never have to worry about your images not coming out nicely, go ahead and have your dream wedding and leave the details to us!

Everyone says we should take formal photographs at the wedding, but we love candid shots and don't want to miss any of our reception. Why do you think taking the formals is so important and when should we do it?

Formal portraits of the couple are hands down - always my client's favorite photos. Formal portraits of the families with the couple are hands down - the family's favorite photos every time. Both are equally important to different people at the wedding and I don't recommend skipping either one! Don't worry, we make it super fun! There are pros and cons to doing all of this before or after the ceremony. Doing it before gives you space and time to go right into enjoying your cocktail hour and reception. Doing it after can relieve anxiety and helps capture the happiness of being married! Either schedule you decide will work great!

We'd love to set aside some time for an engagement and/or bridal boudoir shoot. Is this something you do?

I sure do! I'll work with you to plan the engagement or boudoir shoot of your dreams, from finding the perfect location to brainstorming wardrobe with you - I've got you. Be sure to check out page 8 of this issue for more information about scheduling your own engagement or boudoir shoot.

AMANDA & STEVEN

I recently had the huge honor of photographing Amanda and Steven's gorgeous wedding this last summer in Monterey, California. I adore these two even more than I adored my rental car for their wedding getting upgraded to a convertible mustang. Time of my life. In so many regards.

How can you be prepared for the biggest day of your life so far?
Take some advice from the pros, Amanda and Steven share:

THE BEST ADVICE FOR A BRIDE.

"Do not hesitate to ask for help! I know you want to do it ALL, but cut yourself a little slack and embrace the loving help from your friends and family. Let the day be about YOU and YOUR PARTNER and do not sweat the tiny details. I promise it will all be beautiful."

THE BIGGEST SURPRISE ABOUT THEIR WEDDING DAY.

"The power went out! Around the time of our late night pizza the power went out for about a five mile radius around us. Luckily we had decorated with a BUNCH of candles and lanterns, so it turned into a truly romantic evening to go with our late night brick oven pizza. (Yum!)"

THEIR FAVORITE PHOTO MOMENT.

"I have many.. from the photo we chose as our large framed piece to the series of photos where my dad realized he was being photographed and started doing his classic "dad dance". But I think my favorite moment(s) is a series of photos with my husband, mom, and mother-in-law where my MIL thought she heard me say I was pregnant. The faces that go from shock, to more shock, to hilarious laughter is my favorite story to share with anyone that will listen."

WHAT THEY LOVED MOST ABOUT WORKING WITH DANA KAE PHOTOGRAPHY.

"She was so patient, kind, and easy going. I planned everything for my wedding which means explaining myself would sometime become a tangled mess of nonsense. But she stuck with me, translated my thoughts and captured everything I wanted. She made my day easy and relaxing!"

HOW TO TAME THOSE WEDDING DAY NERVES.
ASK, FOR, HELP! AND! ACCEPT HELP WHEN OFFERED. You can't do it all.
But it can all be done with the help of others.

WHICH ONE MOMENT WILL LAST FOR THEM FOREVER.
"The final photo taken was seconds before the power went out. We had hung a chandelier from the tree above a metal arch behind our sweetheart table. We were closing up the liveliness for the night and when the lights went out it made it a true finale of sorts. It was shocking, but made for a very memorable moment."



GETTING MARRIED WITHOUT BEING HARRIED

• Be sure to have a hair and makeup trial at least a month before your wedding. This will give you peace of mind to know exactly how you will look and give you the opportunity to change things in advance if necessary. Make sure to bring all jewelry to the trial to see how makeup shades work with the pieces.

• Have your florist deliver your flowers to where you are getting ready, not the ceremony venue. Since you never know when the mood will strike for a great photo, you'll want your flowers there and ready to go.

• Find out what the rules for photographs are at the ceremony location. All venues are different, some restricting the location of photographs and even the times in which they are permitted.

• If possible, arrange to have your formal photographs taken right before the ceremony or right after. Getting this step out of the way early in the day frees up the rest of your time to spend with your guests. It's a new age, so it's no longer considered bad luck for the groom to see the bride before the wedding.

• Have food delivered to your getting ready location. It may be hectic, but take the time to have a bite before the wedding since it will be a while before you have the opportunity to nourish yourself during the reception.

• Prepare an emergency bridal kit with clear nail polish, mints, a sewing kit, stain treaters, Visine, safety pins, bobby pins, pain reliever and mini deodorant.

• Allowing 50% more time for hair and makeup than you originally anticipated alleviates the number one reason wedding schedules end up running late. This will assure you have plenty of time for all the portraits you want to take before the wedding.

• Make sure you discuss a "rain plan" with your venue just in case Mother Nature doesn't see sunshine in the cards.

A WEDDING DAY PHOTO TIMELINE

A wedding is a whirlwind of events, gone in the blink of an eye. There's little more important to a perfectly executed event than an organized timeline. If you are looking to effectively plan out your wedding day with your wedding coordinator or fiancé, here's a look at a 'typical' wedding photo timeline from our point of view. We are here to help assist you in planning out your day so that you don't miss a beat.

🕒 5 HOURS BEFORE THE CEREMONY

I've finished packing my bags and I'm going over the wedding information form one more time and printing a hard copy to have the details of the day at my fingertips.

🕒 4.5 HOURS BEFORE THE CEREMONY

The bride's hair and makeup should be well underway to leave plenty of time for family and couple photos.

🕒 3.5 HOURS BEFORE THE CEREMONY

I arrive at the preparation site to capture the finishing touches of hair and makeup and to document the bride getting into her wedding dress and the groomsmen making their final preparations.

🕒 2.5 HOURS BEFORE THE CEREMONY

We arrange for a "first meeting" for the bride and groom where they see each other before the ceremony. Immediately after this we begin formal photographs with the entire wedding party and the bride and groom's immediate and extended families.

🕒 2 HOURS BEFORE THE CEREMONY

The bride and groom's portraits begin. We work in a variety of locations and capture a wide range of poses. About an hour before the ceremony we stop to allow you to freshen up, collect your things, and make it to the ceremony site on time.

🕒 30 MINUTES BEFORE THE CEREMONY

I leave the preparations site to set out for the ceremony site. I take a look around and find where the light is coming from to best document the ceremony. At this time you should have a quick refreshment and take 15 minutes of quiet time with just the two of you; you'll want to regroup before all the excitement begins!

🕒 30 MINUTES AFTER THE CEREMONY

We arrive at the reception site and immediately begin photographing candid shots of arriving guests and continue into cocktail reception. If there are any additional formal photographs desired we will take this time to finish them in plenty of time for the reception.

🕒 45 MINUTES AFTER THE CEREMONY

We enter the dining room before the guests arrive to photograph the cake and floral decor. We also take this time to set up room lights and spotlights if we find they are needed. Right before the guests arrive we touch base with the catering manager or wedding coordinator to see if there were any last minute changes to the reception schedule.


🕒 1 HOUR AFTER THE CEREMONY

At this time we document the reception candidly as it unfolds, including the first dances, toasts, dancing, and cake cutting. But don't worry; we are always available for any photo request you may have throughout the evening. Just ask!

🕒 4.5 HOURS AFTER THE CEREMONY

We pack our equipment and prepare for our departure. But first, we will check with you to make sure there aren't any further photos you would like or an overtime request. We may go outside for a night "time exposure" photograph of the both of you to showcase the beauty of your location at night.

Two weeks before your wedding we will touch base via phone or e-mail to discuss your wedding day photo timeline. At this time we will also provide you with our Complete Wedding Information form to fill out with all your wedding details including locations, family members, special wedding day events, vendors and much more. This information will ensure we are all on the same page for an unforgettable and stress-free event!





1



2



3



4



5

THE DIVA'S IN THE DETAILS

WHAT AMAZING ACCOUTREMENTS GO INTO THE MOST DELICIOUS DAY EVER?

So many things are special about your wedding day. While they may seem like small details, the unassuming pillow your ring bearer carried might have been made from your Christening gown. Or those shoes with the delicate pearl buttons may have been your mother's. These are the smaller, sometimes unnoticed details that tell the story of your special day, that I document for you. Whether it's your bouquet or your shoe or your something blue, it's all a part of your distinct personality as a couple, sharing your yesterdays while you prepare for your many tomorrows.


- 1 | WEDDING CAKE BY LUZ THE CAKE LADY, Salinas, CA 1-831-771-2253
- 2 | BRIDAL GOWN BY BHDLN/ANTHROPOLOGIE, Seattle, WA 1-206-381-5900
- 3 | FUJI INSTAX POLAROID CAMERA PURCHASED ON AMAZON.COM
- 4 | CUSTOM MENUS BY THE CORSON BUILDING, Seattle, WA 1-206-762-3330
- 5 | CUSTOM TABLE SETTINGS BY THE CORSON BUILDING, Seattle, WA 1-206-762-3330
- 6 | FLORALS BY ISVLAD KLINGELS, Seattle, WA @isvaldclingels
- 7 | MATCHING WEDDING SHOES BY NORDSTROM, Seattle, WA 1-206-628-2111
- 8 | CUSTOM ROSE GOLD BANDS FOUND ON ETSY, etsy.com
- 9 | CUSTOM ENGRAVED WOODEN CUFF LINKS FOUND ON ETSY, etsy.com
- 10 | CUBIC ZIRCONIA EARRINGS FOUND ON ETSY, etsy.com



6




7



8



9



10

FROM SHOOT TO ALBUM

The weeks prior to and directly following your wedding planning are busy times. Here at Dana Kae Photography we honor your harried moments with a special timeline which will help you to understand how we are working our hardest to avoid any unnecessary surprises:

After booking: After chatting on the phone a little bit about the day, we send you a wedding information form to fill out all the details most important to you for capturing the best images possible.

Two weeks before your wedding: We'll check-in over email or phone to discuss any last minute apifications or adjustments to the schedule.

Two days before your wedding: We give you a quick check-in call or email to confirm all the details from the schedule and your wedding form.

The day of your wedding: We arrive at the scheduled time and quickly run through the course of the day. Then we coordinate with your family and friends regarding scheduled start times for formal portraits and what to expect.

A week after your wedding: We collect all of your wedding images which will then be edited, retouched, archived and prepared for your online gallery or proofs.

Four weeks after your wedding: We deliver your online wedding gallery proofs information.

Six weeks after your wedding: If you'll be ordering any albums or prints, we'll meet to look at samples and discuss options.

Eight weeks after your wedding: We finalize the design of your album with you and are already in process of ordering any other products you've purchased.

Ten weeks after your wedding: Non-album product orders are ready for pick-up!

Fourteen weeks after your wedding: Your album and artwork are ready for pickup! At this time we also provide a client care card packet which will ensure a long life for your precious heirlooms.



VENDOR SPOTLIGHT

Dana Kae
Photography for
The Corson Building
shot on location at
Claire & Nick's
Seattle Wedding.

PNW EATS

Last summer I had the pleasure of working with The Corson Building for Claire & Nick's wedding. I couldn't believe their eye for detail! The venue is absolutely gorgeous and feels like you've just walked into the actual secret garden. And omg the food! They had beautiful custom menu's prepared for each guest and took care of arranging the flowers and table settings exactly to the bride and groom's specifications.

With seating inside and out, guests have plenty of space to spread out and explore. Perfect for a small to medium wedding, The Corson Building ranks as one of my all time personal favorite venue's to photograph!

To learn more about hosting your wedding at The Corson Building, call them at 206-762-3330 or stop by their website at www.thecorsonbuilding.com.

The Corson Building Facts

The Corson Building opened its doors as a restaurant in 2008. Originally built in the first part of the last century, the building was constructed as a home.

"Anchored by a deep respect and connection for this magnificent region we call home, we strive to offer a dining experience unique to the Pacific Northwest. The ever-changing bounty of our local ecosystem—in concert with thoughtfully sourced ingredients from afar—are the backbone of what we do. Our food and beverage menus are wholly inspired by years of building relationships with the farmers, wine makers, importers, foragers and artisans that we love, honor and respect."

STRIKE A POSE

Here at Dana Kae Photography we pride ourselves in capturing the most natural, candid portraiture possible. This style showcases your day as it was, helping to bring your personalities forward and documenting your day for a lifetime of memories.

While we shoot the majority of our images this way, it's also very important to capture traditional formal portraits as well. These group shots are best immediately when everyone is ready and fresh, right before or right after the ceremony; and since our most important goal is getting you to your wedding on schedule, we allow 3-5 minutes for each desired grouping to ensure maximum results with minimal time. (Make sure all flowers and boutonnieres are delivered on time and affixed to family members and to the wedding party in advance.)

Because we prefer to keep the number of groups to ten or less for more intimate group shots, we always start with the largest group and break it down after that to allow for mingling. As time permits, we love to include a picture of the bride with each of her bridesmaids and the groom with each of his groomsmen, since each person has been invited due to close, personal ties with the couple.

If you have ideas for any 'can't-miss' portrait groupings you would like to see photographed during this time, make sure to note them on your provided wedding information form. We're happy to work with you to capture all of your special moments!



ALL ABOUT ALBUMS

Choose from our album line of gorgeous, professionally bound books constructed from only the best quality materials and workmanship.

Design Services

Never worry about design; we include full design services for each album purchased. We will meet with you after the wedding to discuss your favorite images and plan your special album.

Album Options

Our albums come with 20+ pages, and are available as 4x4, 8x8, 10x10, and 12x12 sizes. Covers are available in a curated selection of linen and leather fabrics. Ask about embossing/engraving and cover cameos, both beautiful ways to personalize your book.

Cover Options

Our albums come in a variety of colors to perfectly match your wedding's theme. Below are a few of our most popular choices:

linens

COLOR MEETS CLASS

The layered weaves of the linens highlight the craftsmanship and beauty of the albums. These linen albums dazzle with their many colors, while the Japanese silk offers an air of sophistication.

the colors




Italian leather

PAIRS WELL WITH A HOT ESPRESSO & GELATO

We use 100% natural, Italian leathers selected for their texture, strength, and durability. The distressed leathers enchant with their rugged beauty, while our colored leathers are supple and luxurious.

the colors



considering a PRE-WEDDING SESSION?



We've got you covered! From engagement portraits, to couples boudoir to bridal boudoir - there are so many of ways to remember this special time in your life.

Not to mention, doing any type of pre-wedding session seriously adds to your confidence on the day of the wedding! It gives you a chance to get used to being photographed, to feel special and important. The wedding itself can feel fast and like your focus is everywhere. This is a chance to slow down, relax, and relish in this time, while creating some fun captures for

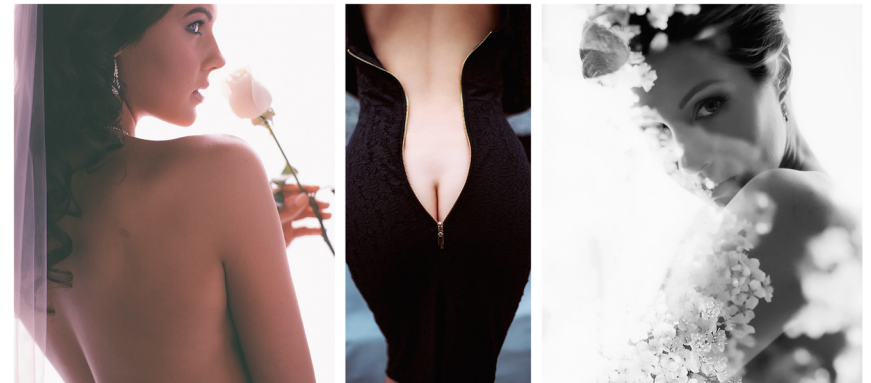
wall portraits, your wedding sign-in book, sign-in board and Thank You cards (shot early enough, we can also provide the images for your Save The Date cards and invitations). Images also add another dimension to your wedding album, chronicling the story from engagement to your wedding day.


Best of all, you can remember this special time forever away from the throngs of loved ones and friends. This is your time together.



Great engagement (& some boudoir) shoot ideas:

- **At the place he/she proposed:** After all, what better way to capture an engagement than the place it all started!
- **At your home:** Meaningful memories happen when you're home. Play your favorite music and do what you do best, hang out together.
- **Doing your favorite activity:** You both enjoy playing checkers. What better way to capture your personality than in the heat of game play, the agony of defeat, or the comedy of contemplating your next move?
- **Where you first met each other:** Whether your first meeting was a discussion at the library or fumbling for the door at the local coffee shop, going back to your beginnings is a marvelous memory.
- **Images with your pet:** What better way to capture your new family than by including a beloved shared pet in your session?
- **Your favorite skyline:** Your city is beautiful at any time of the year, and the skyline shares where you live now, a beautiful location that might change with time.
- **A downtown urban session:** Fun and funky, pictures in alleyways or in otherwise undiscovered locations of your area make for a more intimate view of the city.
- **An amusement park:** Nothing like a Tilt-A-Whirl to go with your whirlwind romance.
- **A romantic beach:** In the morning, evening or any time of day, the sea meets an endless sky for a feeling of forever.
- **At a hotel or Airbnb:** What if we went to y'all's favorite place you've ever stayed? Maybe there's a cabin on Bainbridge that you visit every year, or a skyrise hotel downtown where you celebrated your first anniversary. The possibilities are endless.
- **At your favorite, cute coffee shop:** Quirky and cozy, local mom and pop shops are a great way to take a quick break to refuel and to catch some local, architectural shots with you in the process.
- **Seasonal:** Catch the nuances of the seasons, including everything from a winter wonderland, to leaves of fall, to flowers in spring, to the lush, green summers in nearby beautiful fields and forests.





HER WAY WITH PEOPLE AND
ABILITY TO SEE THROUGH THE
CAMERA'S EYE VIEW IS
SOMETHING I NEVER WOULD
HAVE SEEN OR THOUGHT
POSSIBLE.

- Elisa

DANA KAE PHOTOGRAPHY

206-659-3298

DANA@DANAKAE.COM

COMPLIMENTARY MOBILE ALBUM APP!

Included with all wedding bookings!

EXPIRES 10/2022
DANA KAE PHOTOGRAPHY®

